
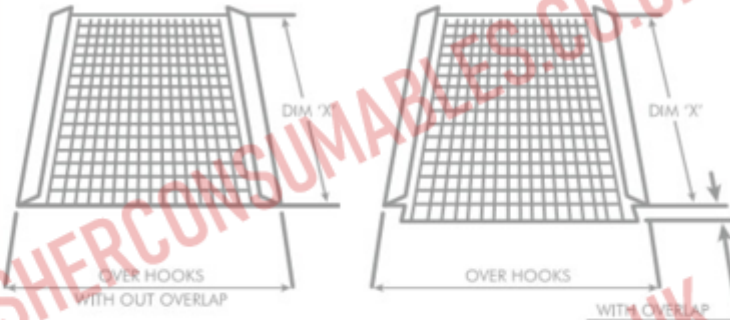










Mesh order form

A	1.5mm M/S SHEATH 		
B	SWAN NECK M/S SHEATH 		
C	4mm M/S PLATE WELDED TO MESH 		
D		Specify the direction of slot	
	WIRES BENT AT 45° 		
E	45° 1.5mm M/S SHEATH 		
F	45° WELDED INSERT 		
G	WELDED INSERT 		

Please complete

QUANTITY	
MATERIAL	
OVER HOOKS DIM	
DIM 'X'	
APERTURE	
WIRE Ø	
HOOK TYPE	
TYPE OF MACHINE	
MESH OVERLAP	

Your details

CONTACT NAME	
TELEPHONE	
SITE ADDRESS	